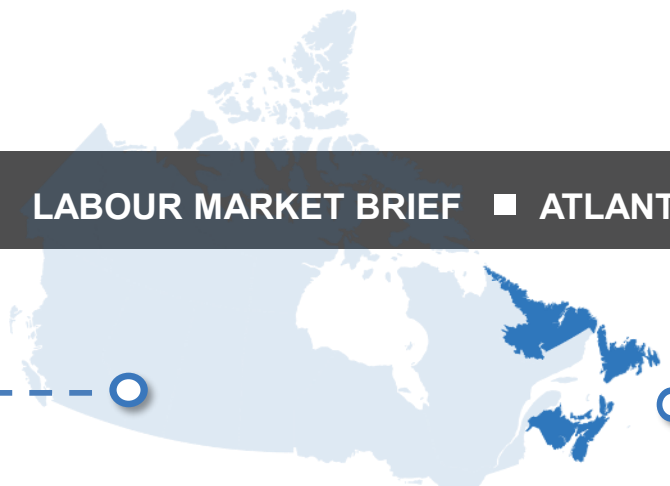




LABOUR MARKET BRIEF ■ ATLANTIC REGION



CANADA

- ✦ The country experienced a reduction in employment in the month, shedding 17,700 jobs.
- ✦ Part-time jobs increased while full-time jobs declined.
- ✦ The unemployment rate moved higher in the month to 6.9%.
- ✦ The goods-producing sector lost jobs in April (-26,800), while the services-producing sector saw growth of 9,100 jobs.

ATLANTIC CANADA

- ✦ Employment fell sharply in April, down from the previous month by 7,700 jobs.
- ✦ Full-time jobs increased alongside fewer part-time.
- ✦ The unemployment rate moved higher in the month to 7.5%, influenced by the job reductions.
- ✦ The goods-producing sector lost jobs in April (-2,700), while the service sector saw job reductions of 5,000.

22,600,100 (+33,500)

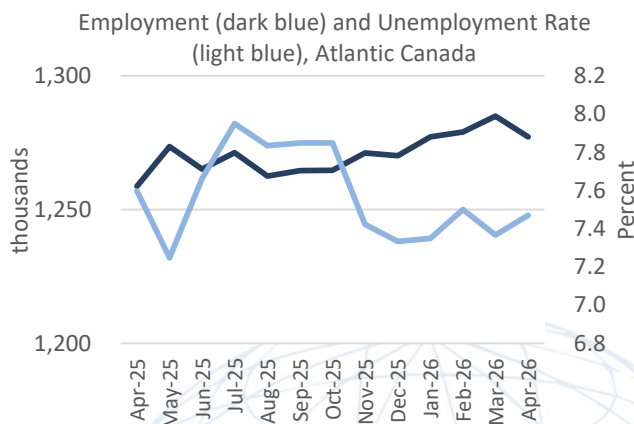
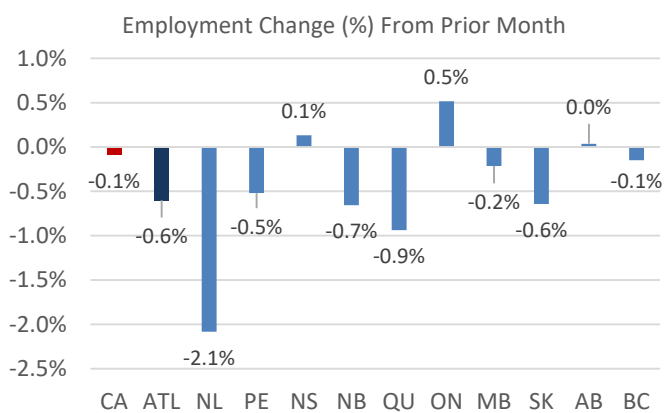
LABOUR FORCE

1,380,200 (-7,100)

21,033,700 (-17,700)

EMPLOYMENT

1,277,200 (-7,700)



6.9% (+0.2)

UNEMPLOYMENT RATE

7.5% (+0.1)

65.0% (+0.1)

PARTICIPATION RATE

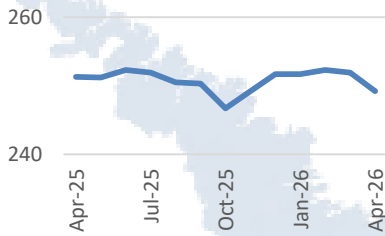
60.6% (-0.4)

Statistics Canada, Labour Force Survey, Table 14-10-0287-01
Data above are seasonally adjusted. Values in brackets are month-over-month changes.




Goods Sector

Employment ('000), Atl.



Services Sector

Employment ('000), Atl.



Did You Know...

Employment Change (%)	Mar '26 to Apr '26	Apr '25 to Apr '26
Employees	-0.7%	1.8%
Self-employed	0.1%	-1.5%
Men+	-1.1%	1.0%
Women+	-0.1%	1.9%
15-24 years	0.6%	4.2%
25-54 years	-0.4%	1.8%
55 years and over	-1.9%	-0.9%

FASTEST GROWING INDUSTRIES

Year/year employment change, Feb-Apr averages, Atl.

1. Information, culture and recreation **+12%**
2. Accommodation and food services **+6%**
3. Professional, scientific and technical services **+4%**
4. Transportation and warehousing **+4%**
5. Health care and social assistance **+3%**



NOVA SCOTIA

564,500

Labour Force

528,700

Employment

6.3%

Unemployment Rate

-1,000

Labour Force Change

+700

Employment Change

-0.3

Unemployment Rate Change



NEW BRUNSWICK

440,300

Labour Force

408,600

Employment

7.2%

Unemployment Rate

-1,900

Labour Force Change

-2,700

Employment Change

+0.2

Unemployment Rate Change



NEWFOUNDLAND AND LABRADOR

271,600

Labour Force

244,400

Employment

10.0%

Unemployment Rate

-4,400

Labour Force Change

-5,200

Employment Change

+0.5

Unemployment Rate Change



PRINCE EDWARD ISLAND

103,800

Labour Force

95,500

Employment

8.0%

Unemployment Rate

+200

Labour Force Change

-500

Employment Change

+0.7

Unemployment Rate Change

Provincial estimates based on seasonally-adjusted data for the latest month and compared to the previous month.

© His Majesty the King in Right of Canada, as represented by the Minister of Employment and Social Development Canada, 2026

Contact us at: ATL-LMI-IMT-GD@servicecanada.gc.ca