

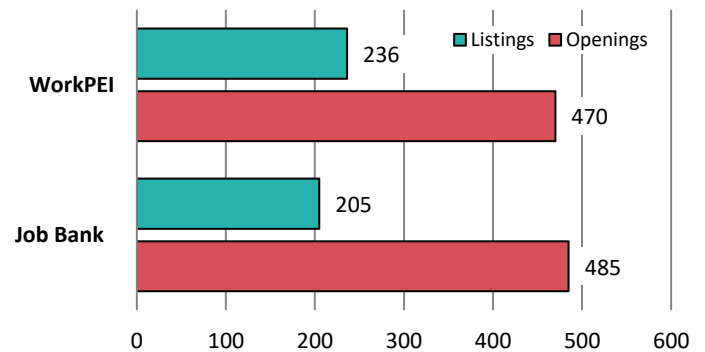
# Job Listings Report

## Prince Edward Island- August 2024

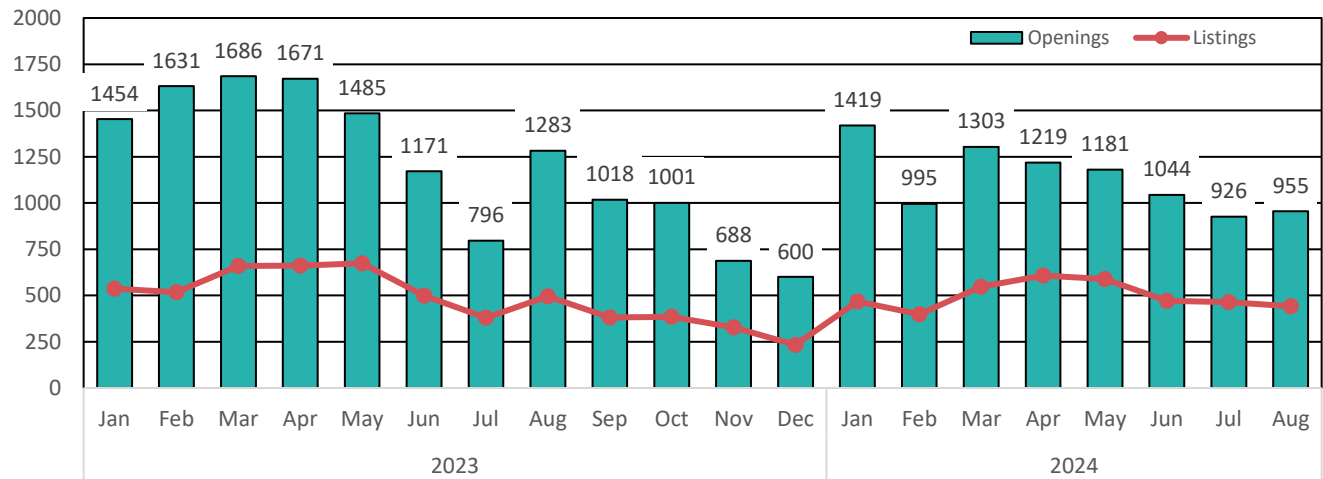
In August 2024, online job listings show that:

- There were 441 job listings for 955 job openings published in Prince Edward Island.
- 74.9% of job openings were classified as full-time, 10.3% were part-time and 14.9% were part-time leading to full-time.
- 71.8% of all job openings advertised in PEI were for permanent employment while 16.3% were seasonal.
- 26.3% of job openings were related to Trades, transport and equipment operators and related occupations while a further 26.2% of job openings were related to Sales and service occupations.

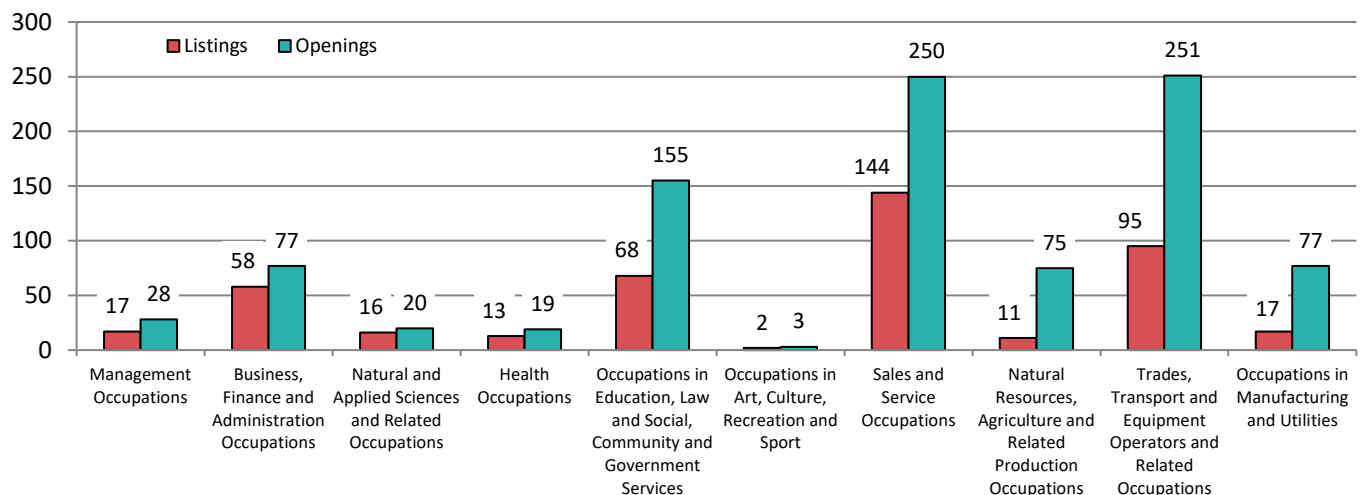
### Job Listings and Job Openings by Source



### Job Listings and Job Openings by Month



### Job Listings and Job Openings by Occupational Group



# Job Listings Report

## Prince Edward Island- August 2024

### Job Listings: All Occupations

	Listings	Openings
• Retail salespersons	27	39
• Social and community service workers	20	29
• Cooks	20	32
• Construction trades helpers and labourers	18	42
• Early childhood educators and assistants	17	27
• Food counter attendants, kitchen helpers and related support occupations	14	27
• Accounting technicians and bookkeepers	12	21
• Transport truck drivers	11	53
• Food service supervisors	11	26
• Automotive service technicians, truck and bus mechanics and mechanical repairers	11	19
• Light duty cleaners	9	13
• Other customer/information services reps	7	27
• General farm workers	7	21
• Delivery and courier service drivers	7	15
• Administrative assistants	7	9
• Other Occupations (116 Occupations)	243	555

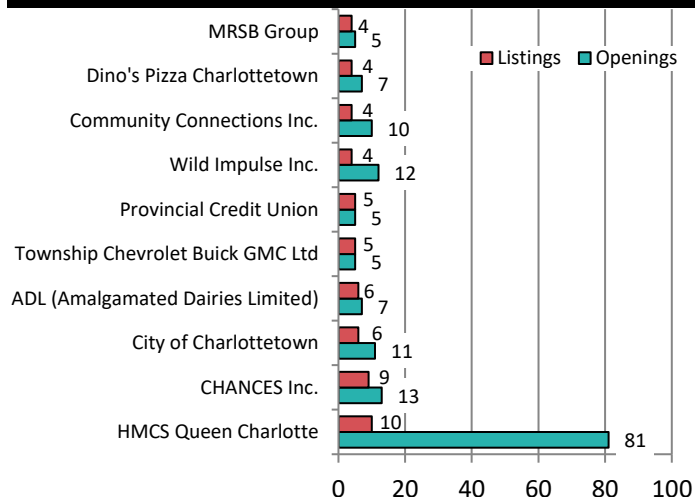
### Job Listings: Requiring Post-Secondary

	Listings	Openings
• Cooks	20	32
• Social and community service workers	20	29
• Early childhood educators and assistants	17	27
• Accounting technicians and bookkeepers	12	21
• Food service supervisors	11	26
• Automotive service technicians, truck and bus mechanics and mechanical repairers	11	19
• Administrative assistants	7	9
• Retail and wholesale trade managers	7	8
• Retail sales supervisors	6	8
• Carpenters	5	10
• Electricians	5	7
• Financial auditors and accountants	5	6
• Plasterers, drywall installers and finishers	4	13
• Painters and decorators	4	11
• Professional occupations in advertising, marketing and public relations	4	4
• Other Occupations (62 occupations)	85	152

### Job Listings: Requiring Management Skills

	Listings	Openings
• Retail and wholesale trade managers	7	8
• Restaurant and food service managers	2	2
• Senior managers - trade, broadcasting and other services, n.e.c.	1	1
• Fire chiefs and senior firefighting officers	1	2
• Facility operation and maintenance managers	1	1
• Senior managers - health, education, social and community services and membership organizations	1	1
• Architecture and science managers	1	10
• Senior government managers and officials	1	1
• Financial managers	1	1
• Construction managers	1	1
• Other Occupations (0)	0	0

### Highest Number of Job Listings: Employers



### Job Listings and Openings by Region



### Job Listings by Location

	Listings	Openings
Charlottetown	218	450
Summerside	63	115
Montague	21	30
Stratford	17	25
Kensington	15	23
Cornwall	11	26
Cardigan	7	24
Tignish	7	9
Vernon Bridge	6	31
Cavendish	6	10
Rest of PEI (41 locations)	70	212

# Job Listings Report

## Prince Edward Island- August 2024

### Terminology and Data Definitions:

**Job Listing** represents an online posting captured on WorkPEI and Job Bank; a job listing may capture multiple job openings.

**Job Opening** represents the total number of vacancies captured in a job listing.

Occupation figures are based on the advertisement's four digit National Occupational Classification (NOC) code associated with the job opening. The numeric values within the four digit determine the Occupational Groupings as well as the Educational and Skill requirements.

The first digit of the NOC code identifies the **Occupational Groupings (or Skill Type)** of an occupation which indicates the broad area of work. The second digit of the NOC code classifies the occupation into four broad **Skill Levels**; Skill Level A= 0 or 1 representing occupations usually requiring university education, Skill Level B= 2 or 3 representing occupations using requiring college education or apprenticeship training, Skill Level C= 4 or 5 representing occupations that generally require completion of some secondary school and some job-specific training, Skill Level D= 6 or 7 representing occupations that usually requires some secondary school, on-the-job training, or instruction that takes place in the work environment. Management occupations which span all occupation grouping are included in Skill Level A

**More information on NOCs can be found at** <http://noc.esdc.gc.ca/English/NOC/Introduction.aspx?ver=11>

**Data source:** WorkPEI- <https://workpei.ca/> and Job Bank <https://www.jobbank.gc.ca/home>