

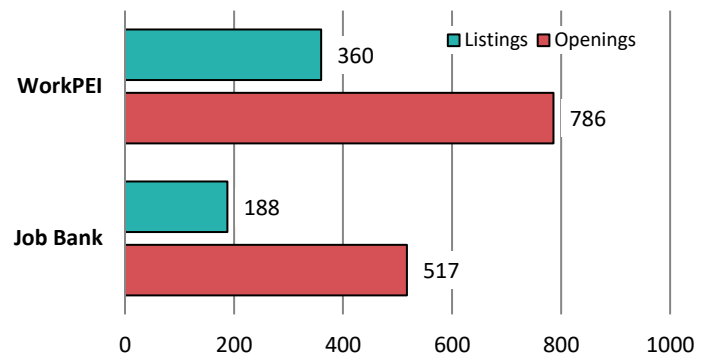
Job Listings Report

Prince Edward Island- March 2024

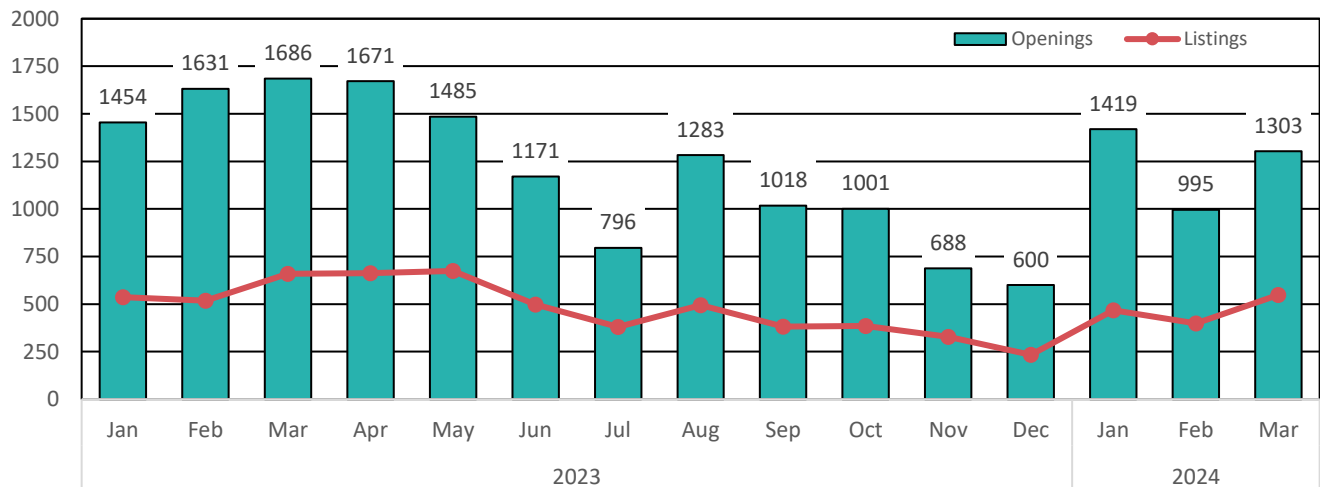
In March 2024, online job listings show that:

- There were 548 job listings for 1,303 job openings published in Prince Edward Island.
- 74.8% of job openings were classified as full-time, 15.4% were part-time and 9.7% were part-time leading to full-time.
- 47.5% of all job openings advertised in PEI were for permanent employment while 43.9% were seasonal.
- 27.6% of job openings were related to Sales and services occupations while a further 26.6% of job openings were related to Trades, Transport and Equipment operators and Related Occupations.

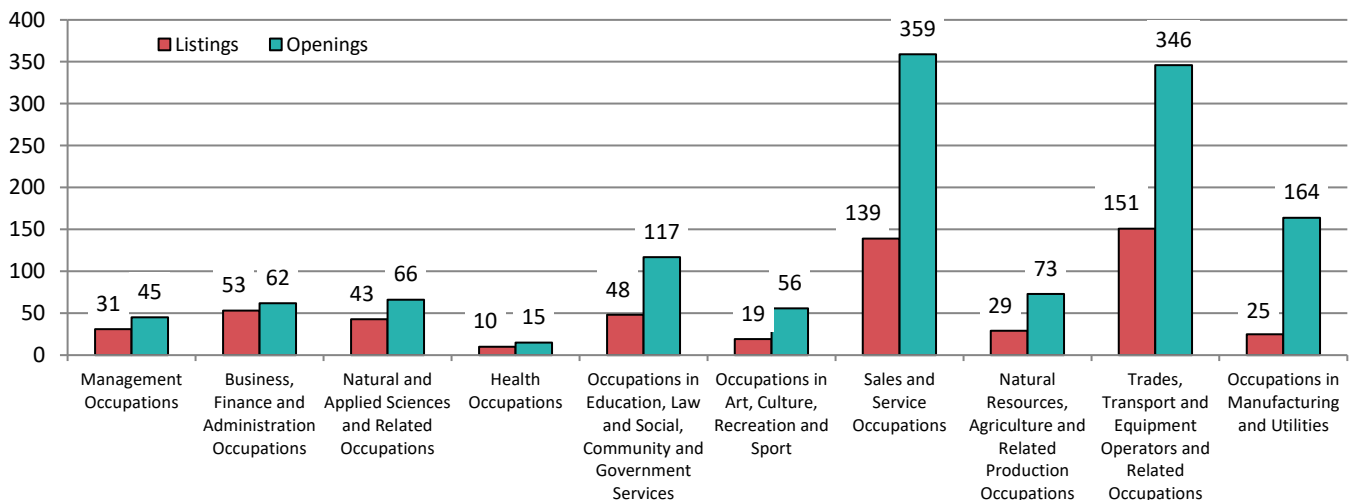
Job Listings and Job Openings by Source



Job Listings and Job Openings by Month



Job Listings and Job Openings by Occupational Group



Job Listings Report

Prince Edward Island- March 2024

Job Listings: All Occupations

| | Listings | Openings |
|--|----------|----------|
| • Cooks | 32 | 82 |
| • Construction trades helpers and labourers | 27 | 70 |
| • Retail salespersons | 19 | 58 |
| • Transport truck drivers | 17 | 63 |
| • Early childhood educators and assistants | 16 | 26 |
| • Program leaders and instructors in recreation, sport and fitness | 14 | 48 |
| • Carpenters | 14 | 27 |
| • Landscaping & grounds labourers | 13 | 27 |
| • Food counter attendants, kitchen helpers and related support occupations | 12 | 65 |
| • Automotive service technicians, truck and bus mechanics and mechanical repairers | 12 | 15 |
| • Light duty cleaners | 11 | 26 |
| • Conservation and fishery officers | 10 | 14 |
| • General farm workers | 9 | 25 |
| • Electricians | 9 | 15 |
| • Other Occupations (149 Occupations) | 333 | 742 |

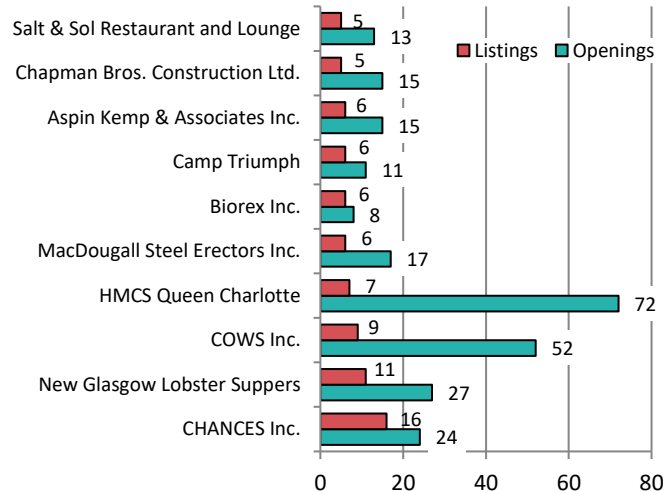
Job Listings: Requiring Post-Secondary

| | Listings | Openings |
|--|----------|----------|
| • Cooks | 32 | 82 |
| • Early childhood educators and assistants | 16 | 26 |
| • Program leaders and instructors in recreation, sport and fitness | 14 | 48 |
| • Carpenters | 14 | 27 |
| • Automotive service technicians, truck and bus mechanics and mechanical repairers | 12 | 15 |
| • Conservation and fishery officers | 10 | 14 |
| • Electricians | 9 | 15 |
| • Retail and wholesale trade managers | 8 | 20 |
| • Social and community service workers | 8 | 15 |
| • Administrative assistants | 8 | 10 |
| • Painters and decorators | 6 | 15 |
| • Professional occupations in advertising, marketing and public relations | 6 | 7 |
| • Instructors of persons with disabilities | 5 | 7 |
| • Chefs | 5 | 6 |
| • Other Occupations (85 occupations) | 151 | 234 |

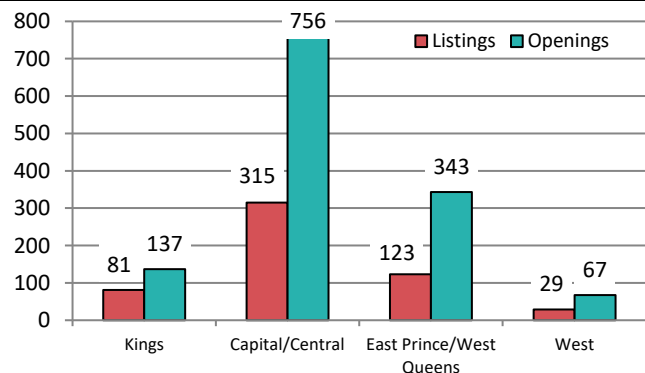
Job Listings: Requiring Management Skills

| | Listings | Openings |
|---|----------|----------|
| • Retail and wholesale trade managers | 8 | 20 |
| • Senior managers - health, education, social and community services and membership organizations | 4 | 4 |
| • Restaurant and food service managers | 3 | 3 |
| • Facility operation and maintenance managers | 2 | 2 |
| • Senior government managers and officials | 2 | 2 |
| • Managers in agriculture | 1 | 1 |
| • Construction managers | 1 | 3 |
| • Manufacturing managers | 1 | 1 |
| • Corporate sales managers | 1 | 1 |
| • Computer & information systems managers | 1 | 1 |
| • Other Occupations (7) | 7 | 7 |

Highest Number of Job Listings: Employers



Job Listings and Openings by Region



Job Listings by Location

| | Listings | Openings |
|----------------------------|----------|----------|
| Charlottetown | 208 | 447 |
| Summerside | 61 | 110 |
| Montague | 26 | 34 |
| Kensington | 21 | 23 |
| Borden-Carleton | 17 | 77 |
| Stratford | 14 | 34 |
| Souris | 12 | 22 |
| New Glasgow | 11 | 27 |
| Cavendish | 10 | 56 |
| North Rustico | 8 | 19 |
| Rest of PEI (61 locations) | 160 | 454 |

Terminology and Data Definitions:

Job Listing represents an online posting captured on WorkPEI and Job Bank; a job listing may capture multiple job openings.

Job Opening represents the total number of vacancies captured in a job listing.

Occupation figures are based on the advertisement's four digit National Occupational Classification (NOC) code associated with the job opening. The numeric values within the four digit determine the Occupational Groupings as well as the Educational and Skill requirements.

The first digit of the NOC code identifies the **Occupational Groupings (or Skill Type)** of an occupation which indicates the broad area of work. The second digit of the NOC code classifies the occupation into four broad **Skill Levels**; Skill Level A= 0 or 1 representing occupations usually requiring university education, Skill Level B= 2 or 3 representing occupations using requiring college education or apprenticeship training, Skill Level C= 4 or 5 representing occupations that generally require completion of some secondary school and some job-specific training, Skill Level D= 6 or 7 representing occupations that usually requires some secondary school, on-the-job training, or instruction that takes place in the work environment. Management occupations which span all occupation grouping are included in Skill Level A

More information on NOCs can be found at <http://noc.esdc.gc.ca/English/NOC/Introduction.aspx?ver=11>

Data source: WorkPEI- <https://workpei.ca/> and Job Bank <https://www.jobbank.gc.ca/home>