

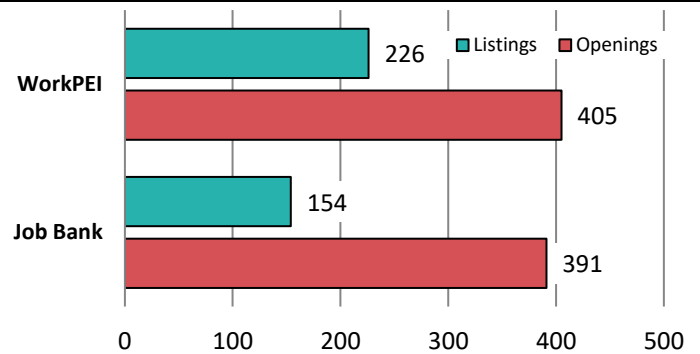
Job Listings Report

Prince Edward Island- July 2023

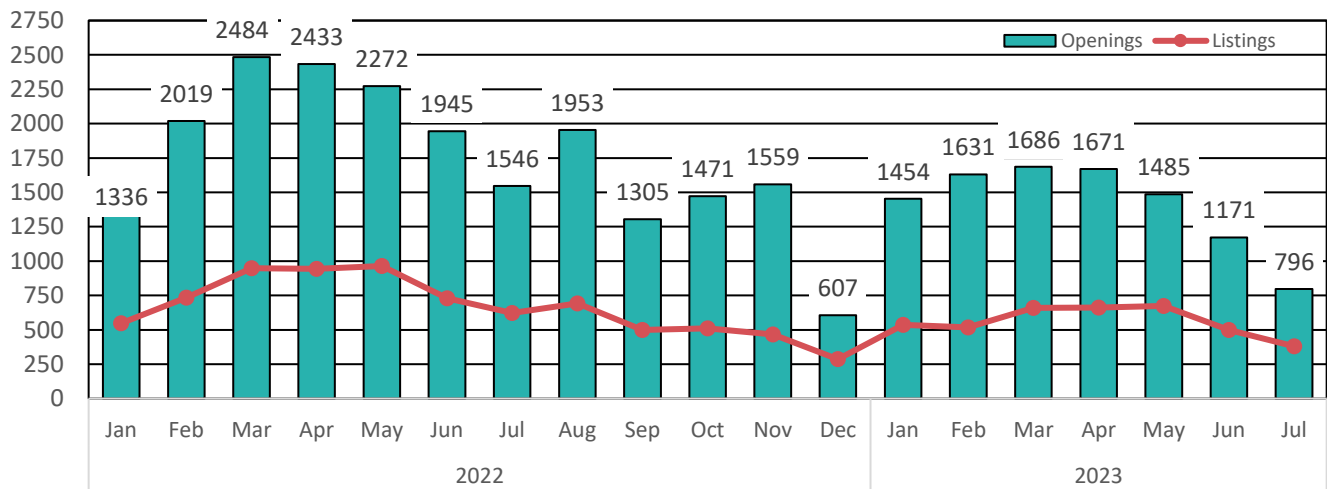
In July 2023, online job listings show that:

- There were 380 job listings for 796 job openings published in Prince Edward Island.
- 83.3% of job openings were classified as full-time, 10.7% were part-time and 6.0% were part-time leading to full-time.
- 69.6% of all job openings advertised in PEI were for permanent employment while 17.3% were seasonal.
- 30.2% of job openings were related to Sales and Service Occupations while a further 25.3% of job openings were related to Trades, transport and equipment operators and related occupations.

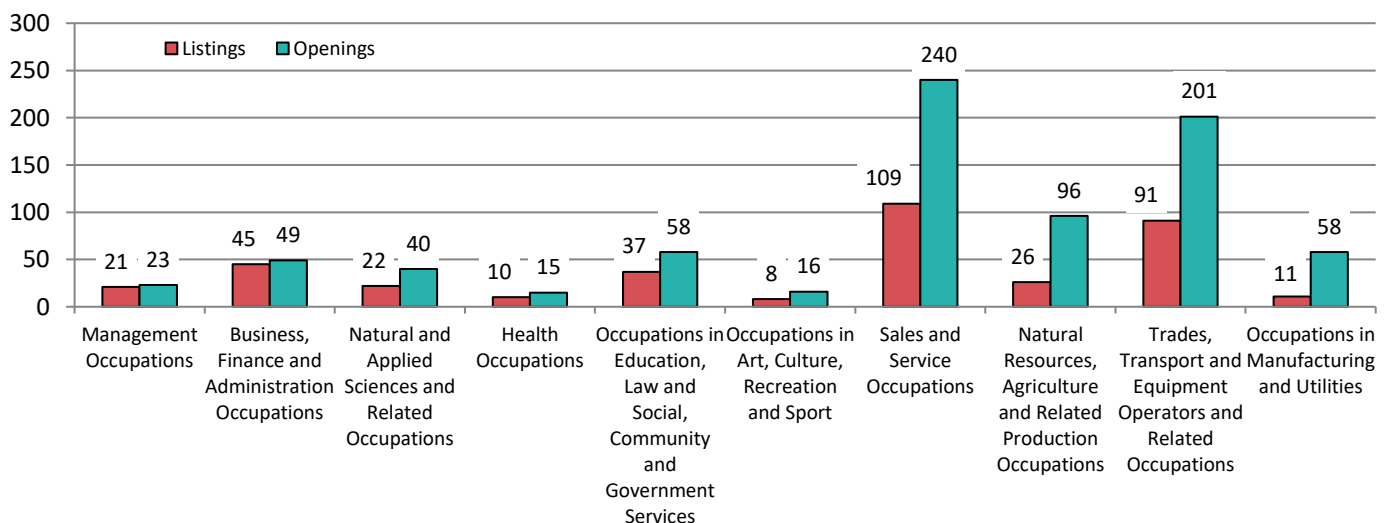
Job Listings and Job Openings by Source



Job Listings and Job Openings by Month



Job Listings and Job Openings by Occupational Group



Job Listings Report

Prince Edward Island- July 2023

Job Listings: All Occupations

| | Listings | Openings |
|--|----------|----------|
| • Cooks | 14 | 20 |
| • Construction trades helpers and labourers | 13 | 36 |
| • Food counter attendants, kitchen helpers and related support occupations | 11 | 17 |
| • General farm workers | 10 | 45 |
| • Light duty cleaners | 10 | 15 |
| • Security guards and related security service occupations | 9 | 32 |
| • Landscaping and grounds maintenance labourers | 8 | 22 |
| • Retail salespersons | 8 | 18 |
| • Carpenters | 8 | 15 |
| • Janitors, caretakers and building superintendents | 8 | 11 |
| • Administrative assistants | 8 | 9 |
| • Transport truck drivers | 7 | 26 |
| • Social and community service workers | 7 | 19 |
| • Other Occupations (128 Occupations) | 259 | 511 |

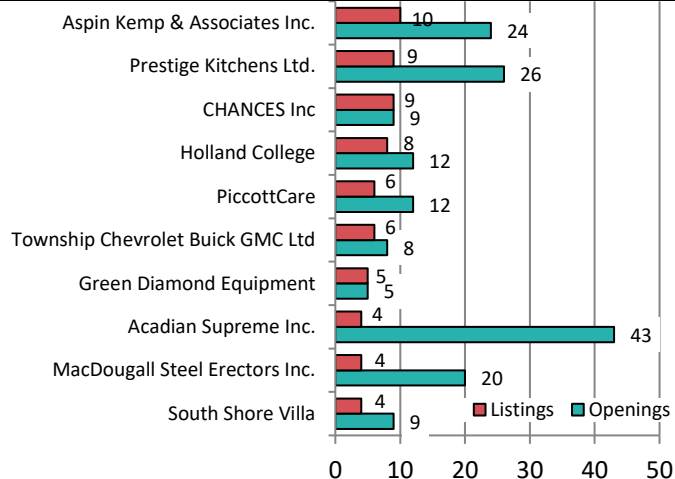
Job Listings: Requiring Post-Secondary

| | Listings | Openings |
|--|----------|----------|
| • Cooks | 14 | 20 |
| • Carpenters | 8 | 15 |
| • Administrative assistants | 8 | 9 |
| • Social and community service workers | 7 | 19 |
| • Early childhood educators and assistants | 7 | 8 |
| • Welders and related machine operators | 6 | 17 |
| • Automotive service technicians, truck and bus mechanics and mechanical repairers | 6 | 9 |
| • Electricians (except industrial and power system) | 6 | 8 |
| • Post-secondary teaching and research assistants | 5 | 9 |
| • Agricultural service contractors, farm supervisors and specialized livestock workers | 5 | 7 |
| • Food service supervisors | 5 | 6 |
| • Administrative officers | 5 | 5 |
| • Other Occupations (79 occupations) | 114 | 161 |

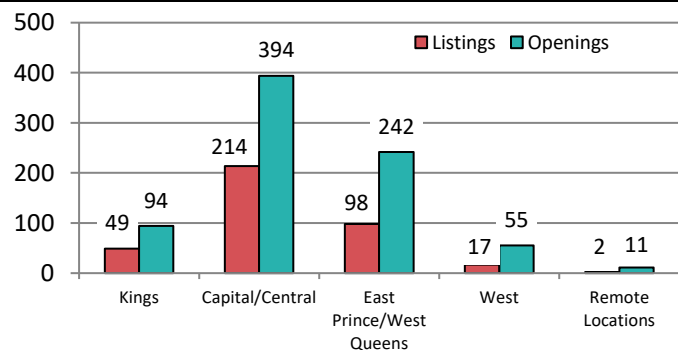
Job Listings: Requiring Management Skills

| | Listings | Openings |
|---|----------|----------|
| • Restaurant and food service managers | 4 | 4 |
| • Retail and wholesale trade managers | 2 | 3 |
| • Manufacturing managers | 2 | 2 |
| • Advertising, marketing and public relations managers | 2 | 2 |
| • Senior managers - health, education, social and community services and membership organizations | 2 | 2 |
| • Engineering managers | 1 | 2 |
| • Financial managers | 1 | 1 |
| • Human resources managers | 1 | 1 |
| • Managers - publishing, motion pictures, broadcasting and performing arts | 1 | 1 |
| • Others (4) | 4 | 4 |

Highest Number of Job Listings: Employers



Job Listings and Openings by Region



Job Listings by Location

| | Listings | Openings |
|----------------------------|----------|----------|
| Charlottetown | 144 | 240 |
| Summerside | 61 | 123 |
| Montague | 17 | 19 |
| Cornwall | 16 | 23 |
| Kensington | 14 | 29 |
| Stratford | 9 | 24 |
| Borden-Carleton | 8 | 25 |
| Cavendish | 8 | 11 |
| Murray River | 7 | 23 |
| New Perth | 6 | 15 |
| Rest of PEI (50 locations) | 90 | 264 |

Terminology and Data Definitions:

Job Listing represents an online posting captured on WorkPEI and Job Bank; a job listing may capture multiple job openings.

Job Opening represents the total number of vacancies captured in a job listing.

Occupation figures are based on the advertisement's four digit National Occupational Classification (NOC) code associated with the job opening. The numeric values within the four digit determine the Occupational Groupings as well as the Educational and Skill requirements.

The first digit of the NOC code identifies the **Occupational Groupings (or Skill Type)** of an occupation which indicates the broad area of work. The second digit of the NOC code classifies the occupation into four broad **Skill Levels**; Skill Level A= 0 or 1 representing occupations usually requiring university education, Skill Level B= 2 or 3 representing occupations using requiring college education or apprenticeship training, Skill Level C= 4 or 5 representing occupations that generally require completion of some secondary school and some job-specific training, Skill Level D= 6 or 7 representing occupations that usually requires some secondary school, on-the-job training, or instruction that takes place in the work environment. Management occupations which span all occupation grouping are included in Skill Level A

More information on NOCs can be found at <http://noc.esdc.gc.ca/English/NOC/Introduction.aspx?ver=11>

Data source: WorkPEI- <https://workpei.ca/> and Job Bank <https://www.jobbank.gc.ca/home>